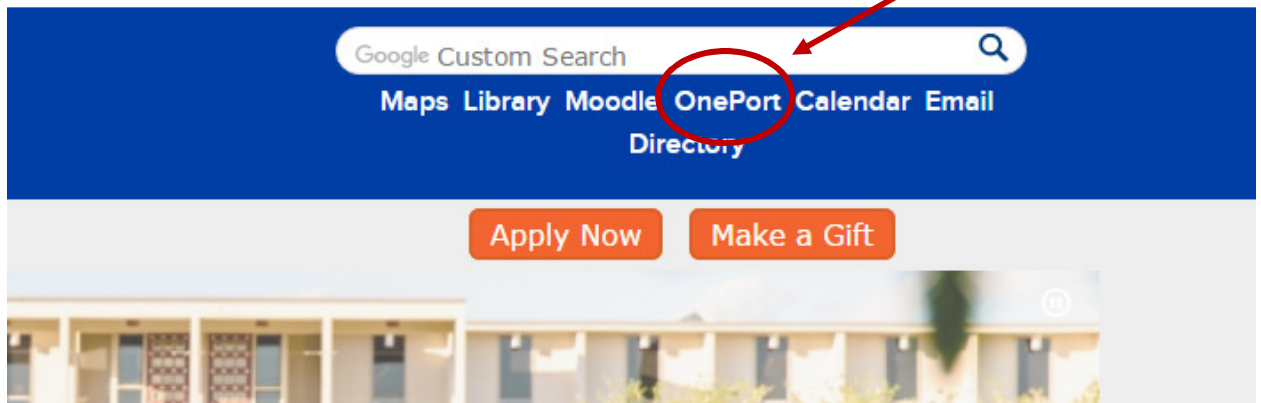
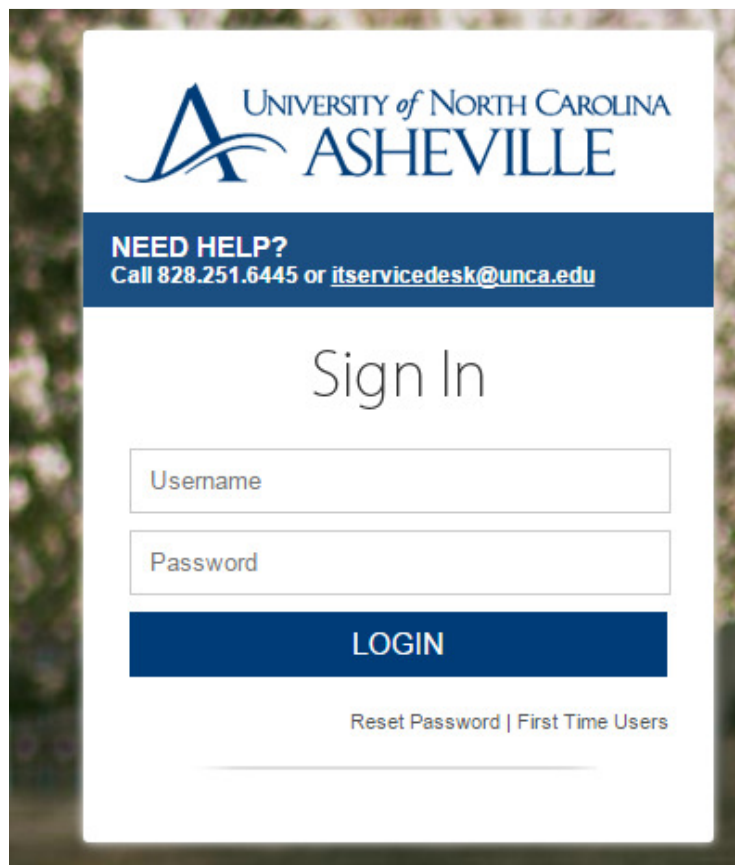


How to view your Fixed Tuition Status

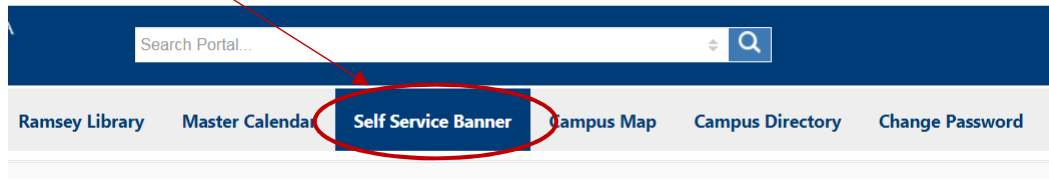
Start at the UNCA homepage, www.unca.edu, and select OnePort from the upper right corner:



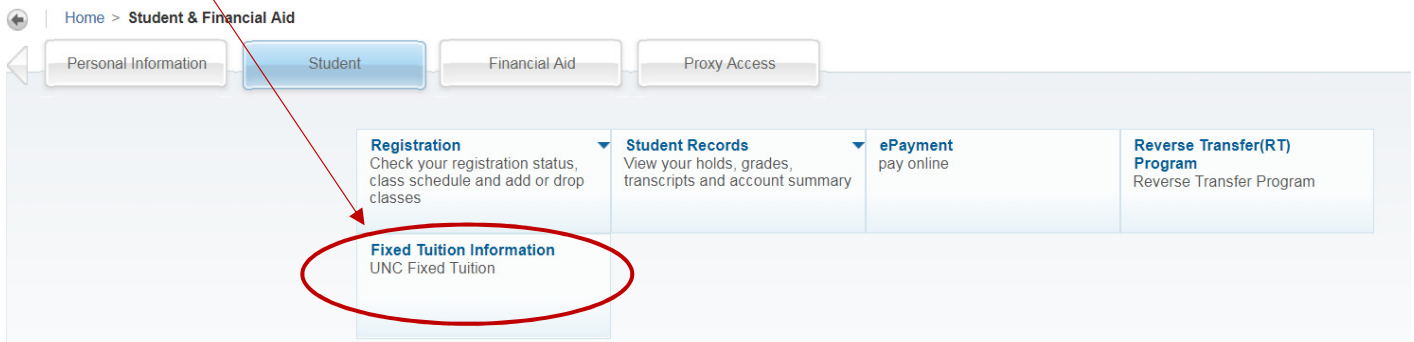
Login to OnePort using your university username and password.

A screenshot of the University of North Carolina Asheville OnePort login page. The page features the university's logo at the top, which includes a stylized blue 'A' and the text "UNIVERSITY of NORTH CAROLINA ASHEVILLE". Below the logo is a dark blue banner with the text "NEED HELP? Call 828.251.6445 or itservicedesk@unca.edu". The main heading is "Sign In". There are two input fields: "Username" and "Password". Below these fields is a dark blue button labeled "LOGIN". At the bottom of the form, there are links for "Reset Password" and "First Time Users".

Select **Self Service Banner** from the top navigation bar



Select **Fixed Tuition Information**:



Here is an example of what the Fixed Tuition Information may look like. It will indicate if a student is eligible, the reason for ineligibility, and the number of semesters enrolled.

Personal Information | Student | Financial Aid | Proxy Access

Fixed Tuition Information

Home > Student & Financial Aid > Fixed Tuition Information

For more information, please visit the [Fixed Tuition page](#).

To request a waiver, please submit the [Fixed Tuition Waiver form](#).

Your Fixed Tuition status is "Fixed Tuition 2016-2017," effective "Spring 2017" . This will be in effect until you have reached the limit of 8 continuous semesters, or you do not re-enroll.

Fixed Tuition Status: Fixed Tuition 2016-2017
Start Term: Spring 2017

Fixed Tuition Term Information: Limit of 8 terms.
- UNCA Semesters: 3
Fall 2015
Spring 2016
Spring 2017